

FEMA National Watch Center

Daily Operations Briefing

Saturday, March 8, 2025

8:30 a.m. ET



FEMA

National Current Ops / Monitoring

New Significant Incidents / Ongoing Ops

- No new significant incidents / operations

Hazard Monitoring

- Critical Fire Weather – Southern Plains
- Heavy Snow – Southern Plains

Disaster Declaration Activity

- No new declaration activity

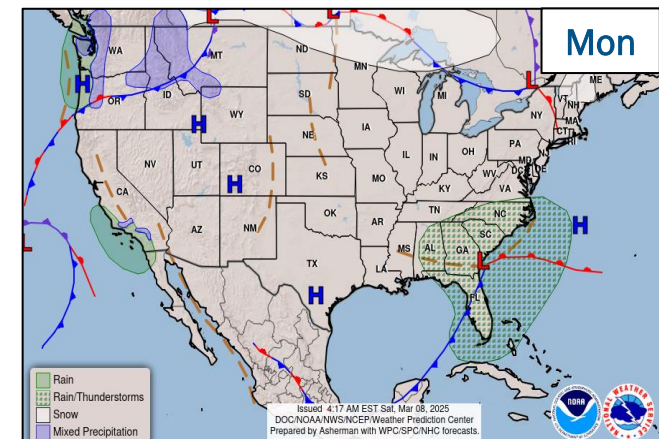
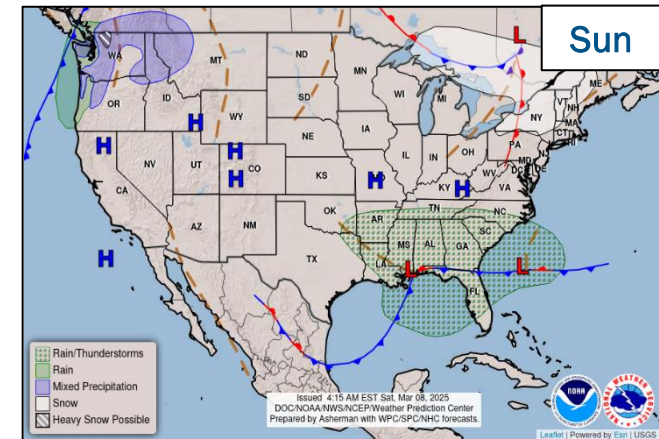
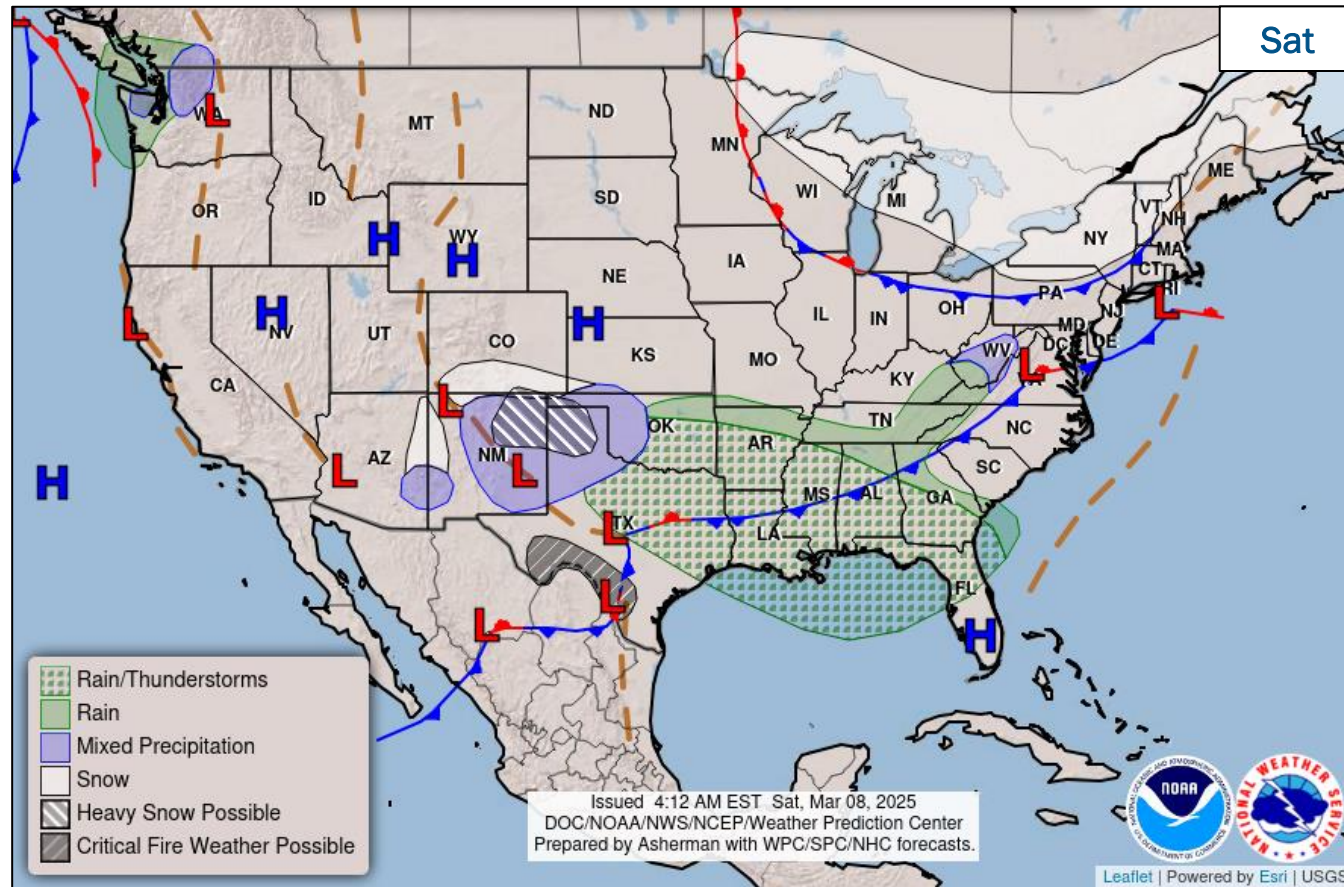
Event Monitoring

- No new significant events



FEMA

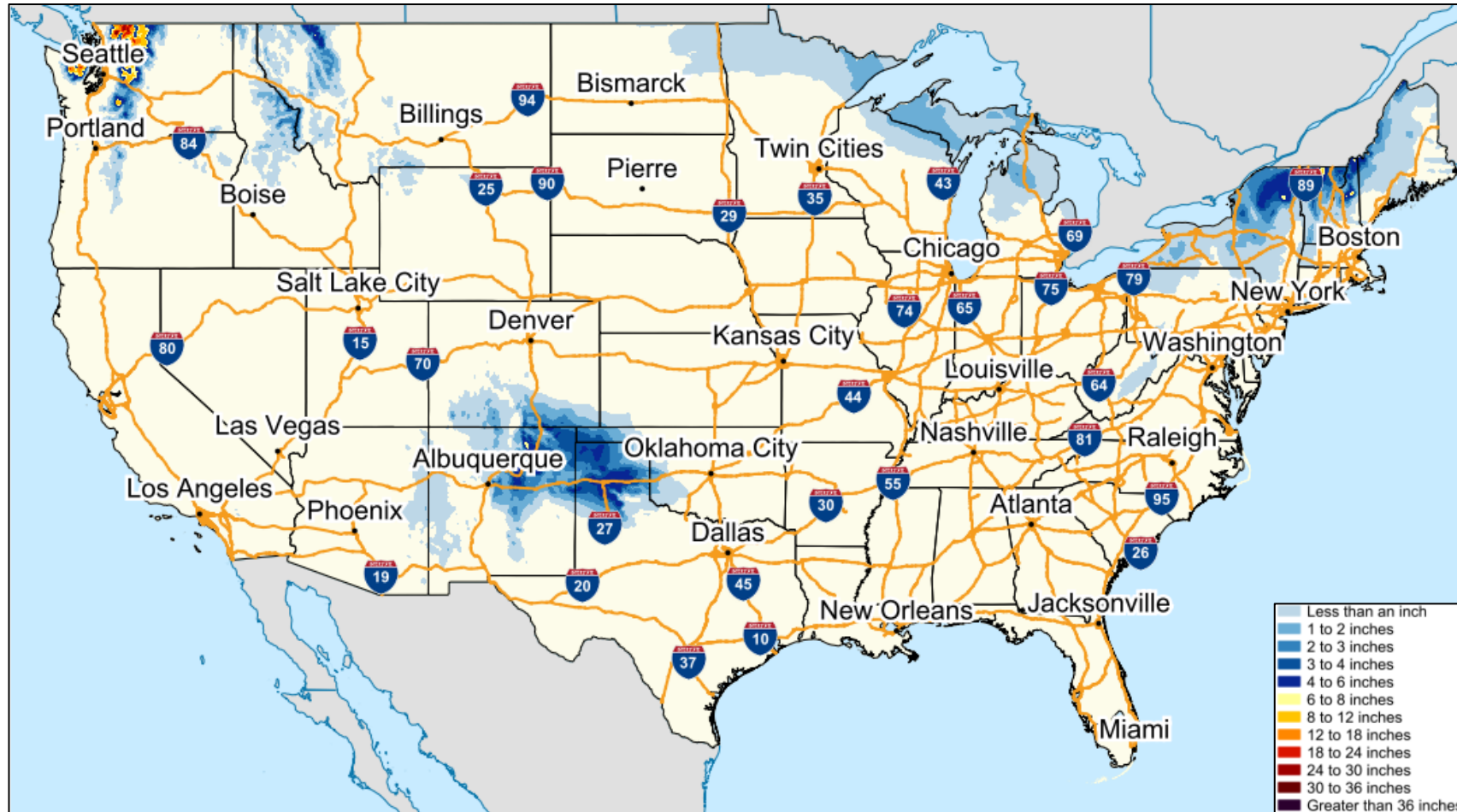
National Weather Forecast



FEMA

National Watch Center

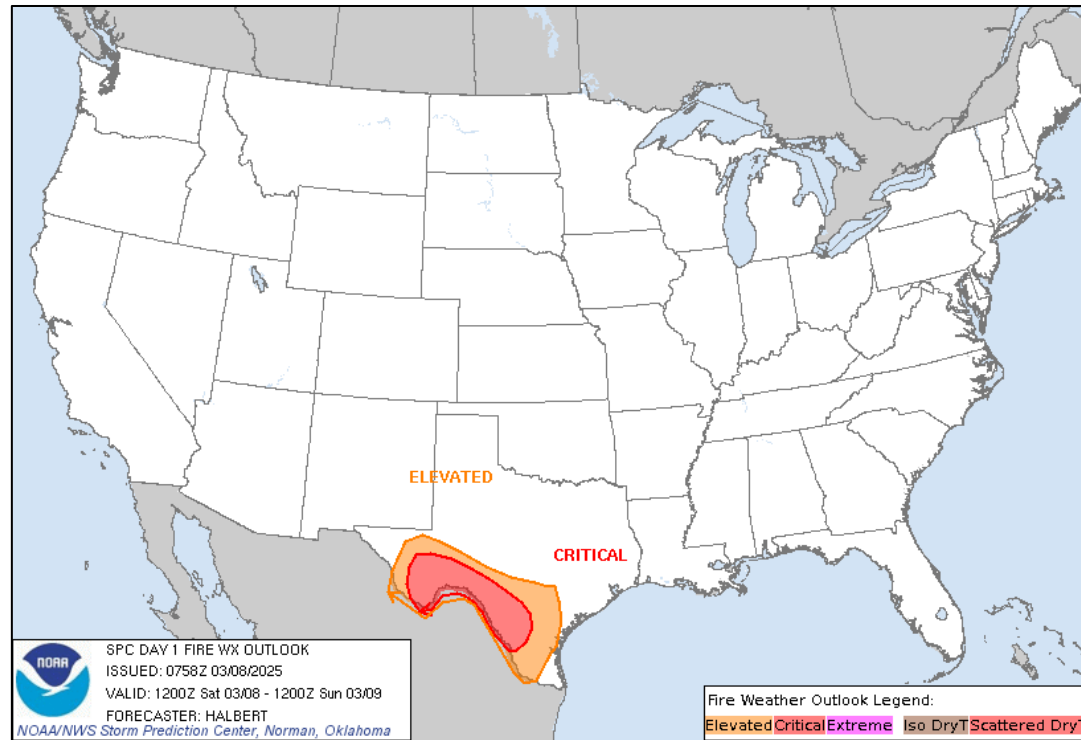
Snowfall Forecast



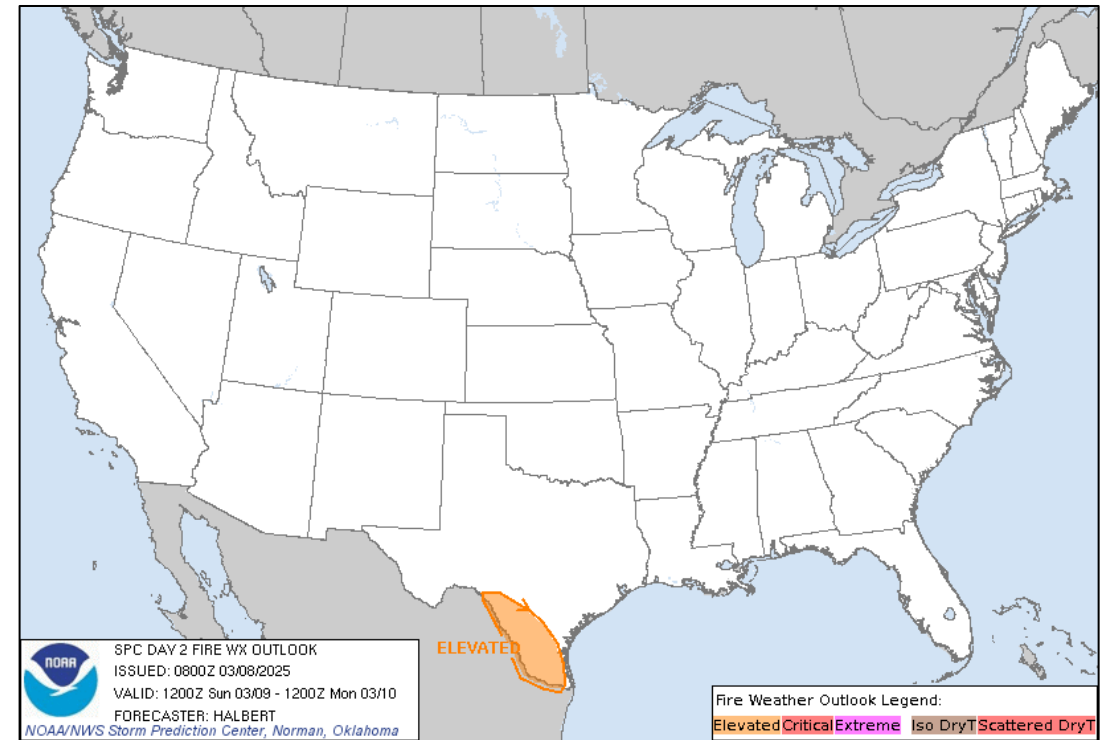
FEMA

National Watch Center

Fire Weather Outlook



Today



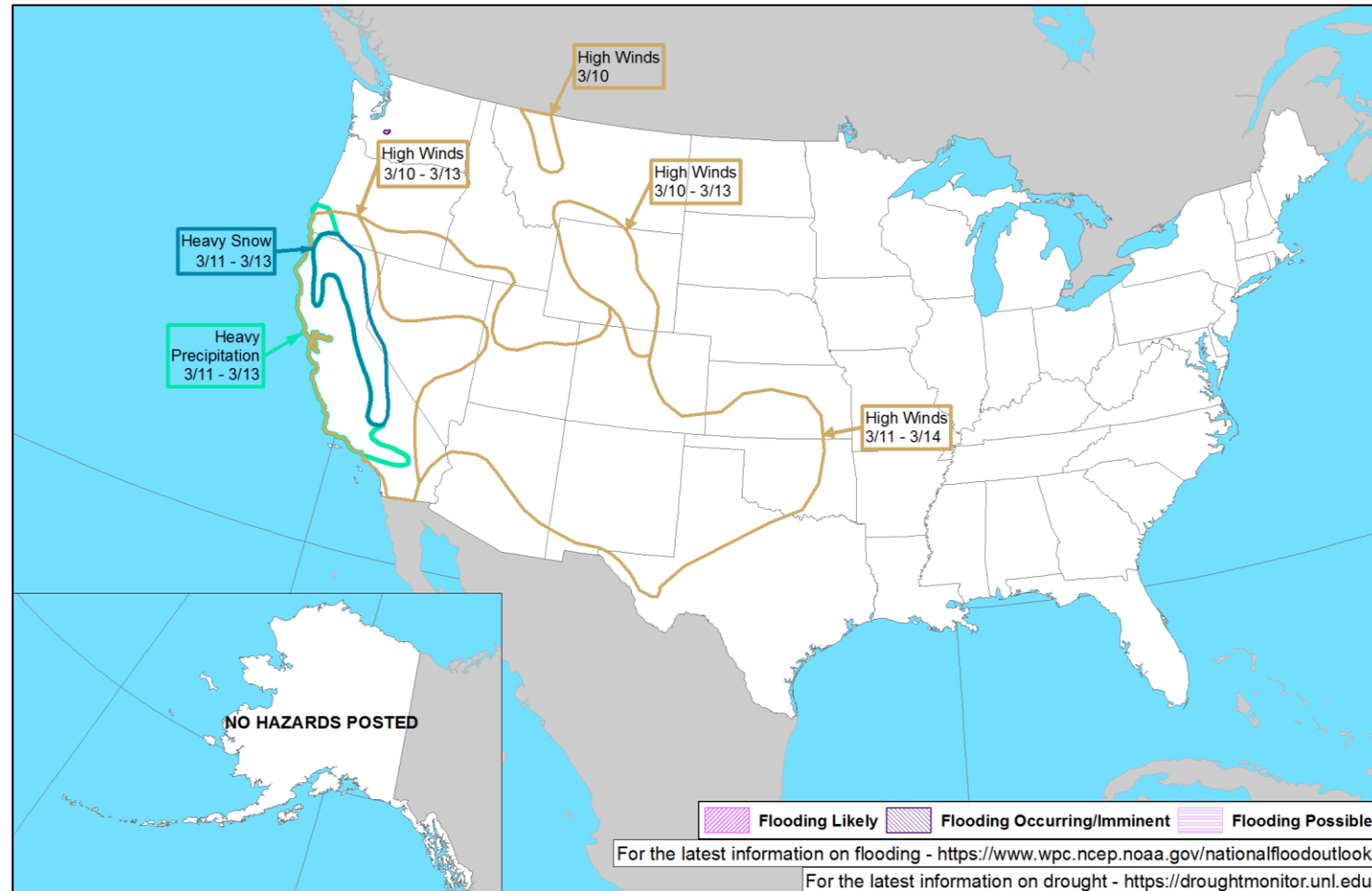
Tomorrow



FEMA

National Watch Center

Hazards Outlook – Mar 10-14





FEMA

National Watch Center

Space Weather Outlook

Minor	Space Weather Activity	Geomagnetic Storms	Solar Radiation	Radio Blackouts
Past 24 Hours	Minor	None	None	R1
Next 24 Hours	Minor	G1	None	None

For further information on NOAA Space Weather Scales refer to: <http://www.swpc.noaa.gov/noaa-scales-explanation>
 For further information on Sunspot Activity refer to: <https://www.swpc.noaa.gov/phenomena/sunspotssolar-cycle>



FEMA

National Watch Center

FEMA Common Operating Picture

33
Joint Field
Offices

Supporting

93
Major
Disasters

+

9
Emergency
Declarations

12
Direct Housing
Missions

29
RSF-Supported
Disasters

6
Joint Recovery
Offices

Saturday
March 8, 2025
8:30 a.m. ET

FEMA HQ

NWC

Monitoring

NRCC

Steady State

FEMA REGIONS

Watch

Monitoring

RRCC

Rostered

Notes:

NRCC/RWCs/RRCCs:

• NSTR

State EOCs:

• HI/SC/TX/NM: Wildfires
• NC/TN/VA/WV: Winter Storms
• NC: TC Helene
• KY/OK: Severe Weather
• FL/TN: Previous Incidents

Volunteer Force

Rostered

7,960 (+1)

Deployed

1

Surge Capacity Force

Rostered

8,935

Deployed

0 (-1)

N-IMATs

2-5 Teams Available

Red

White

Blue

Gold

HS

DC (Jan 28)

R-IMATs

4-6 Teams Available

I

VT (Jan 6)

II

VI (Oct 30)

III

WV (Feb 28)

IV-1

GA (Oct 5)

IV-2

KY (Feb 16)

V

KY (Feb 18)

VI-1

VI-2

Personnel

VII

1

VIII

3

IX-1

CA (Jan 8)

IX-2

CA (Mar 6)

X

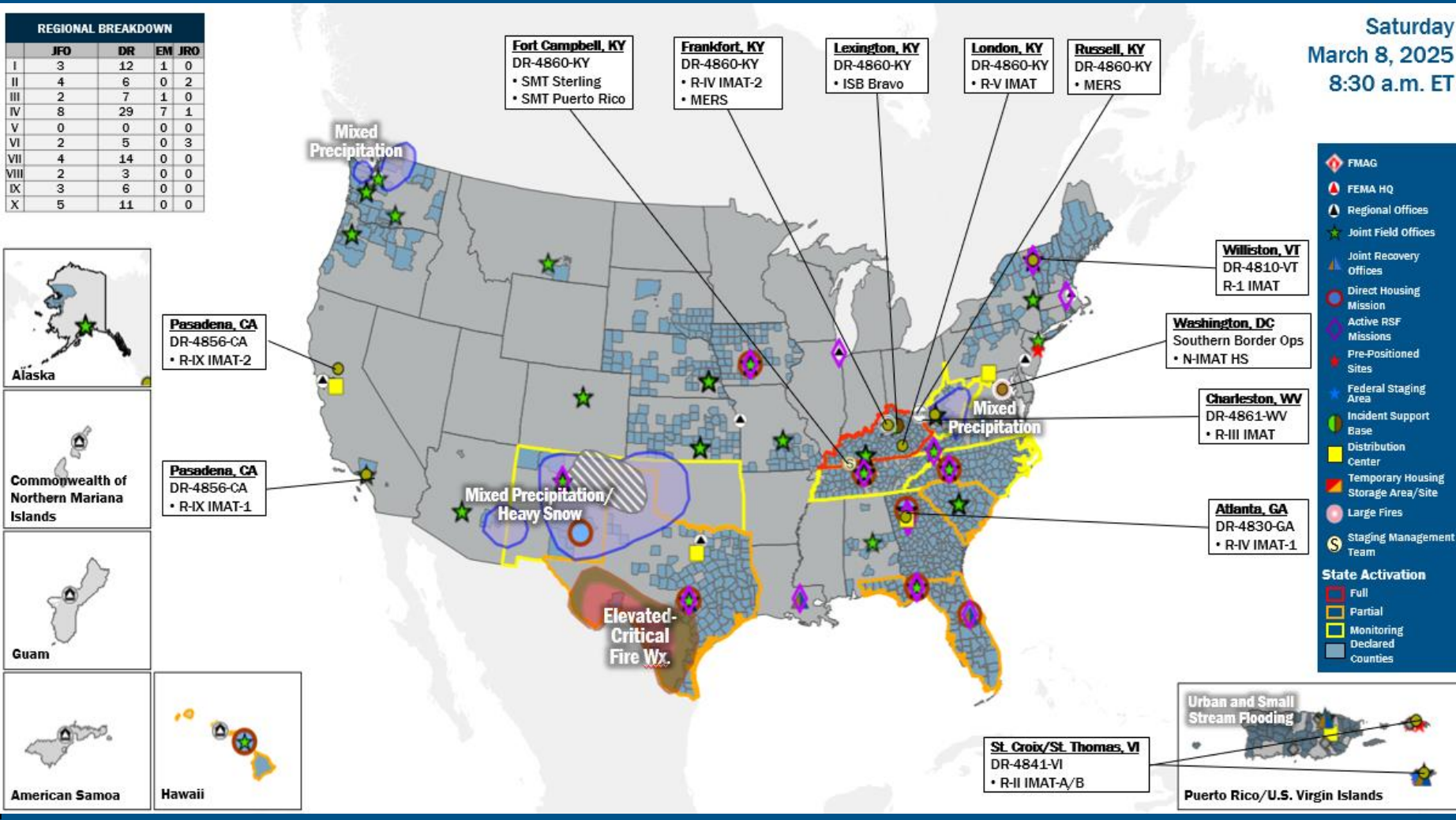
2

Fully Mission Capable (FMC)

Partially Mission Capable (PMC)

Not Mission Capable (NMC)

Deployed



Legend

FMAG

FEMA HQ

Regional Offices

Joint Field Offices

Joint Recovery Offices

Direct Housing Mission

Active RSF

Missions

Pre-Positioned Sites

Federal Staging Area

Incident Support Base

Distribution Center

Temporary Housing Storage Area/Site

Large Fires

Staging Management Team

State Activation

Full

Partial

Monitoring

Declared

Counties

IM Workforce

14,220 Assigned

4,910 Unavailable

7,000 Deployed

16% / 2,310 Available

IM Cadre Availability

19 Cadres ≤ 25% Availability

Civil Rights: 18% (32/179); Disaster Field Training Operations: 23% (23/98); Disability Integration: 13% (5/39); Disaster Survivor Assistance: 22% (288/1,303); External Affairs: 7% (23/396); Environmental Planning and Historic Preservation: 13% (114/883); Field Leadership: 13% (19/147); Financial Management: 21% (47/225); Hazard Mitigation: 11% (129/1,224); Human Resources: 13% (24/183); Individual Assistance: 13% (342/2,652); Interagency Recovery Coordination: 23% (79/342); Information Technology: 19% (138/713); Logistics: 11% (187/1,700); Operations: 16% (60/372); Public Assistance: 13% (292/2,308); Planning: 8% (39/471); Safety: 15% (14/94); Security: 10% (13/136)

MERS

≥ 66%

36 Assigned

0 Unavailable

1 Deployed

35 Available

US&R

≥ 66%

28 Assigned

1 Unavailable

0 Deployed

27 Available

FCO

≤ 1 Type I

51 Assigned

5 Unavailable

44 (27 FCOR) Deployed

2 Available

Joint Preliminary Damage Assessments

Region	State / Location	Incident	IA	Number of Counties		Start – End
			PA	Requested	Complete	
III	VA	Flooding, Severe Storms, Tornadoes, and Winter Storms Feb 10 and continuing	IA	11	11	2/18 – 2/28
			PA	12	0	2/24 – TBD
IV	TN	Severe Weather and Flooding Feb 15-16	IA	3	0	3/6 – TBD
			PA	0	0	N/A
VI	LA	Winter Weather January 20-23	IA	0	0	N/A
			PA	22	0	2/12 – TBD
	MCN*	Winter Weather and Freezing Temperatures Feb 19–21	IA	0	0	N/A
			PA	1	0	2/26 – TBD

*Muscogee (Creek) Nation



FEMA

National Watch Center

Declaration Requests in Process – 6

State / Tribe / Territory – Incident Description	Type	IA	PA	HM	Requested
NY – Severe Storms, Tornadoes, Straight-line Winds, and Flooding	EM		X		Jul 20
CA – Park and Borel Fires (Appeal)	DR	X	X	X	Dec 2
OK – Severe Storms, Straight-line Winds, Tornadoes, and Flooding	DR	X		X	Dec 20
WA – Severe Storms, Straight-line Winds, Flooding, Landslides, and Mudslides	DR		X	X	Jan 14
KY – Severe Winter Storms and Snowstorms	DR		X	X	Jan 30
VA – Severe Winter Storms, Tornadoes, and Flooding	DR	X	X	X	Feb 26



FEMA



FEMA

Helping people before, during, and after disasters.



Scan to subscribe to this briefing.